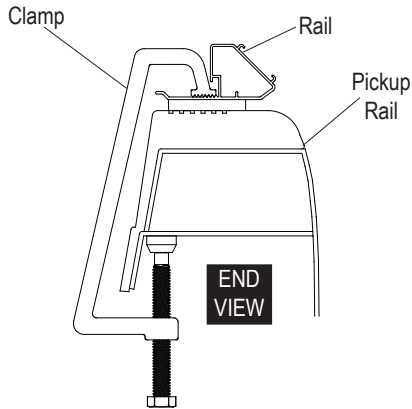



NOTICE

SUPPLEMENTAL CLAMPING INSTRUCTION FOR 2004-09 FORD FLARESIDE KITS

Use 9/16" socket. This kit requires four special clamps versus six shown in the owner's manual. Clamps should be installed in the front and the rear of the side rail on both the driver and passenger side.



Do not attach clamps near one of the three holes in the underside of the pickup rail.



Correct clamping positions



By TruXedo, Inc.

P.O. Box 1078, 2209 Kellen Gross Dr., Yankton, SD 57078

Phone: 877- 878-9336 • Fax: (605) 664-9304 www.truxedo.com

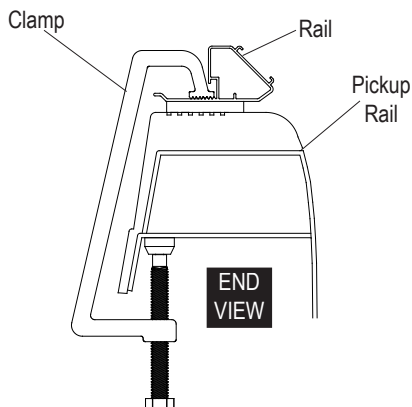
TRUXPORT
Another Fine Tonneau Cover by TruXedo

P/N 1117542 Rev B


NOTICE

SUPPLEMENTAL CLAMPING INSTRUCTION FOR 2004-09 FORD FLARESIDE KITS

Use 9/16" socket. This kit requires four special clamps versus six shown in the owner's manual. Clamps should be installed in the front and the rear of the side rail on both the driver and passenger side.



Do not attach clamps near one of the three holes in the underside of the pickup rail.



Correct clamping positions



By TruXedo, Inc.

P.O. Box 1078, 2209 Kellen Gross Dr., Yankton, SD 57078

Phone: 877- 878-9336 • Fax: (605) 664-9304 www.truxedo.com

TRUXPORT
Another Fine Tonneau Cover by TruXedo

P/N 1117542 Rev B